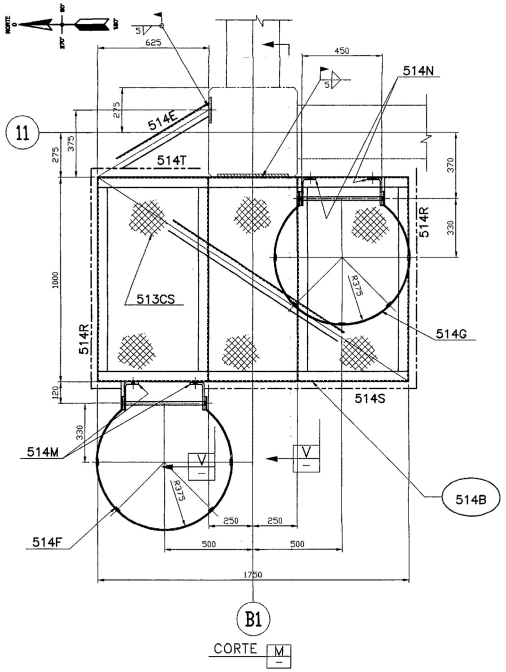

CORTE M

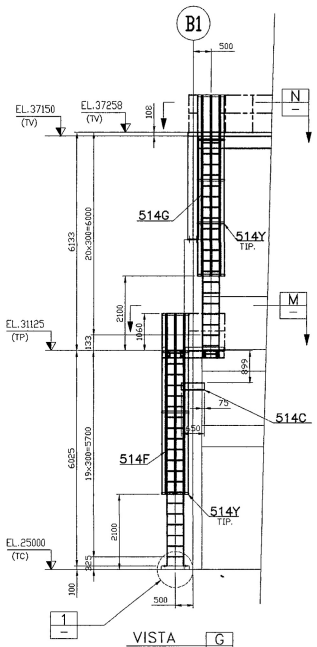

VISTA G 500M

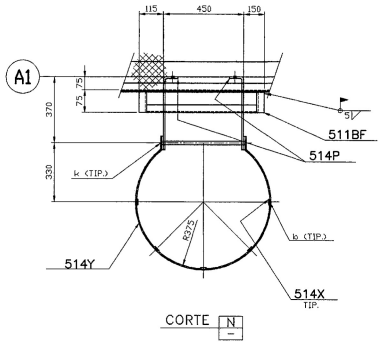

CORTE N

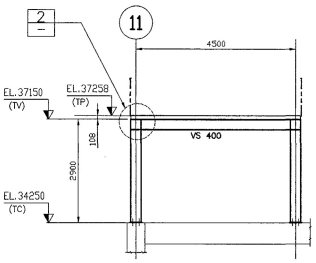

ELEVAÇÃO NOS EIXOS B1,B2 E B3

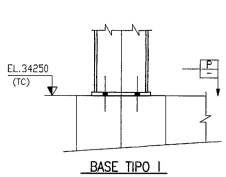

BASE TIPO I

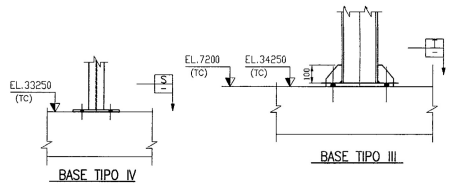

BASE TIPO IV

BASE TIPO III

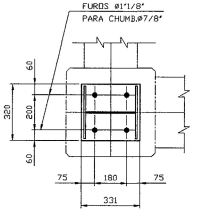

CORTE P

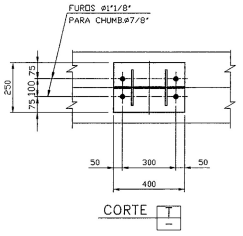

CORTE T

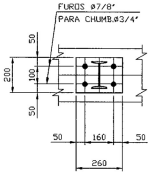

CORTE S

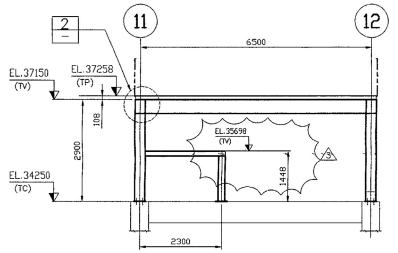

ELEVAÇÃO NO EIXO B10

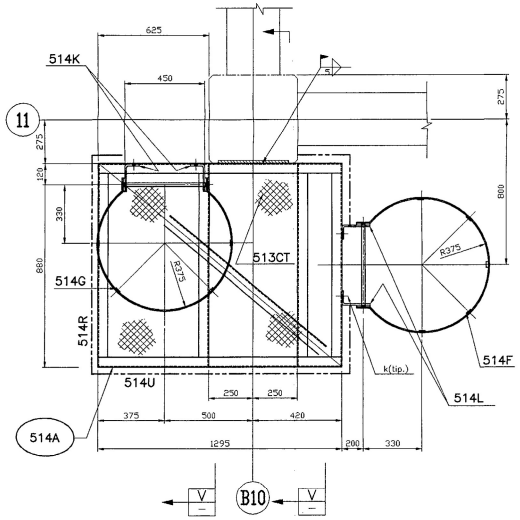

CORTE U

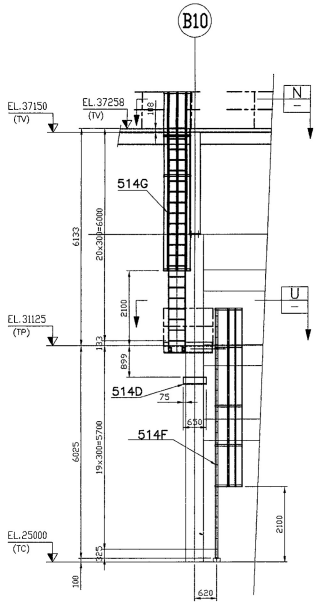

VISTA H 500M

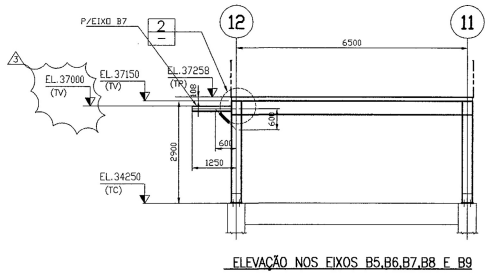

ELEVAÇÃO NOS EIXOS B5,B6,B7,B8 E B9

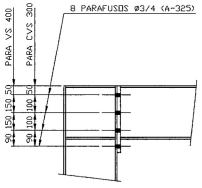

DETALHE 2

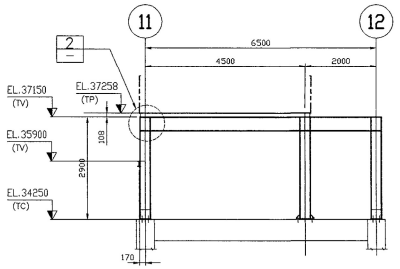

ELEVAÇÃO NO EIXO B4

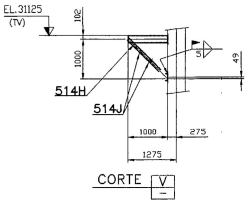

CORTE V

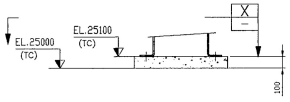

DETALHE 1

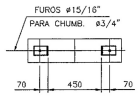

DETALHE 1

CERTIFIED ACCEPTED BY SETAL

NOTAS
1-PARA NOTAS GERAIS VER DES. N°500 M
2-PARA RELACAO DE PARAFUSOS VER DES. N°500 M

CERTIFIED DOCUMENT

SETAL Engenharia Construções e Perfurações S/A.
Registro e Controle de Desenhos de Fabricantes
Nº 4480-41-CM-078-14004-2006

REV.	DESCRIÇÃO	DATA	VISTO
4	ACRESCENTADO Nº PETROBRAS	18/04/01	J.F.B.
3	ONDE INDICADO	19/04/01	J.F.
2	REVISAO GERAL	11/04/01	J.F.
1	REVISAO GERAL	02/04/01	J.F.
0	EMISSÃO INICIAL	16/03/01	J.F.

ESTE DESENHO É PROPRIEDADE DA I C E C INDUSTRIA DE CONSTRUÇÃO LTDA. NÃO PODE SER USADO, CEDIDO OU COPIADO EM TODO OU EM PARTE FORA DOS TERMOS CONTRATUAIS

Nº PETROBRAS DE-4100.50-1380-140-ICE-003

ICEC INDUSTRIA DE CONSTRUÇÃO LTDA

CLIENTE: TSDB—TOYO SETAL DO BRASIL LTDA.
USUARIO: TRANSPETRO/DTSE/GEMAC

PETRÓLEO BRASILEIRO S.A. PETROBRAS

PROGRAMA: CABIUNAS GAS PROCESSING AND TRANSFER PROJECT

UNIDADE: NGL RECOVERY (U-206)

TITULO: METALICA—PLAT.DE OPERACAO DO PIPE RACK(FASE I E II)
DIAGRAMA DE MONTAGEM

Certificamos que todas as informações contidas neste documento estão corretas e verificadas.

STATUS
0. Aprovado sem comentários
2. Aprovado, atender comentários
3. Não aprovado, atender comentários

VERIFICADOR				COORDENADOR DE PROJETOS			
Revisão	0	1	3	Revisão	0	1	3
Data	16/MAR/01	02/APR/01	18/APR/01	Data	16/MAR/01	02/APR/01	18/APR/01
Responsável	WALTER	WALTER	WALTER	Responsável	A.C.E.	A.C.E.	A.C.E.

OBRA Nº835

DESENHO No. 8|3|5|—|0|5|0|2|M

ESC. S/ESC. REV. 2

PLOTAGEM
ESCALA 1:15
PEN|COR|WIDTH
01 07 0.150
02 07 0.200
03 07 0.300
04 07 0.400
05 07 0.500
06 07 0.600
07 07 0.150

DESENHO GERADO EM SISTEMA CAD — OBS.: REVISAR O MEIO ELETRÔNICO