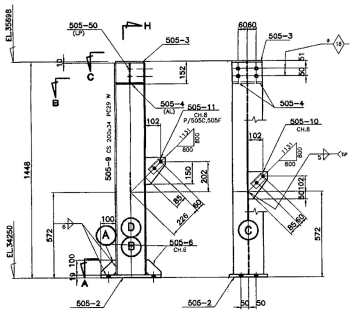

2 COLUNAS 505 C
MARQUE FACE Ⓓ NORTE
2 COLUNAS 505 F (ESQ.)
MARQUE FACE Ⓓ NORTE
2 COLUNAS 505 G
MARQUE FACE Ⓑ NORTE

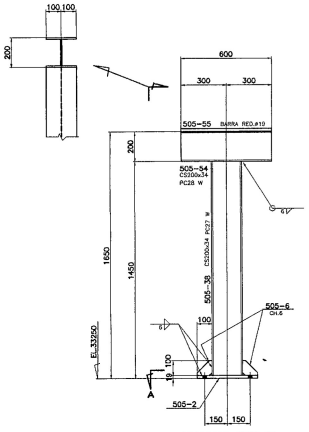

2 COLUNAS 505 Y

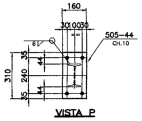

VISTA P

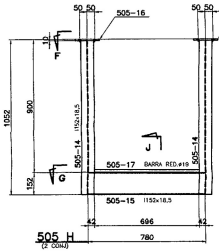

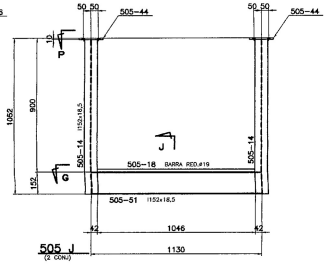

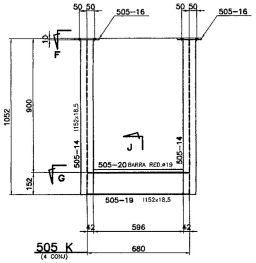

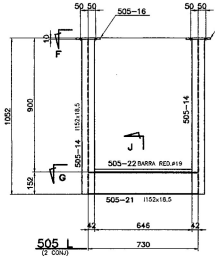

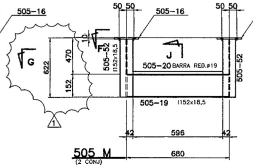

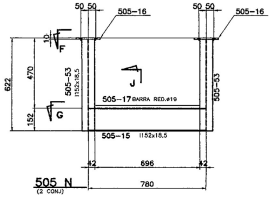

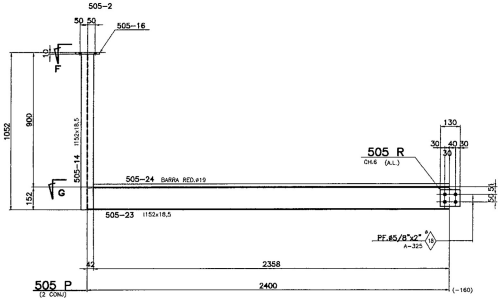

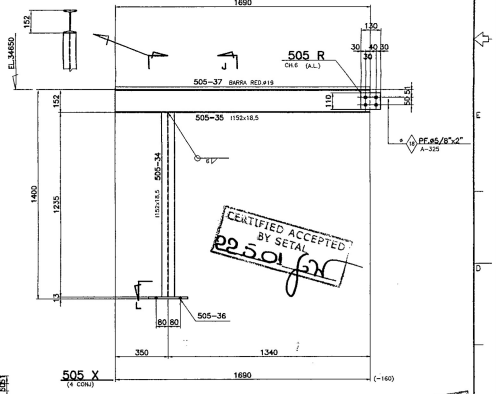

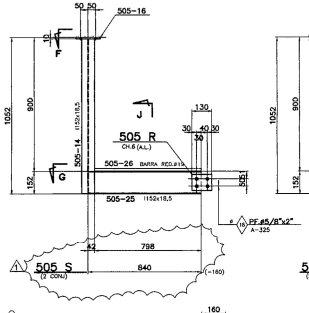

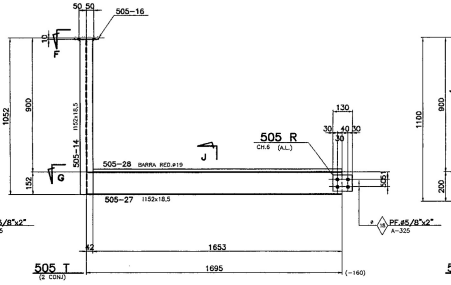

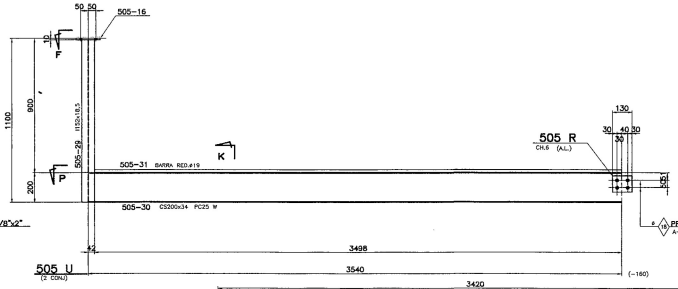

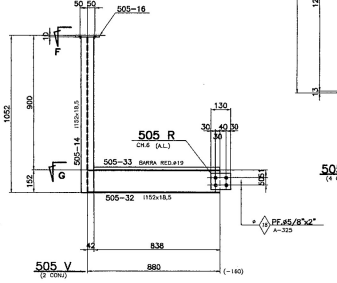

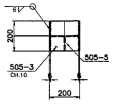

VISTA C

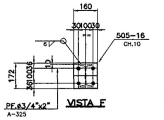

VISTA F

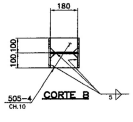

CORTE B

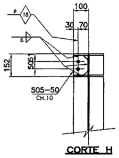

CORTE H

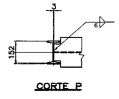

CORTE P

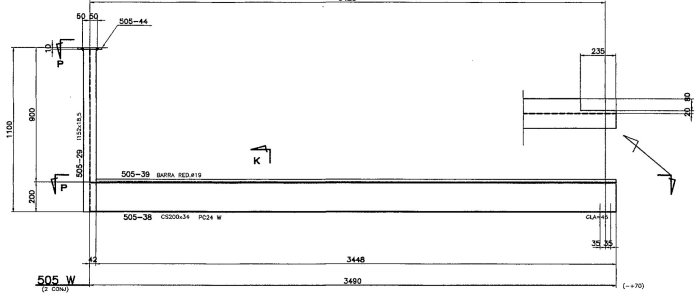

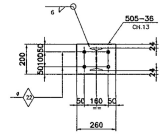

CORTE I

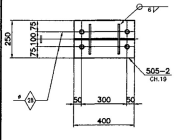

CORTE A

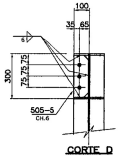

CORTE D

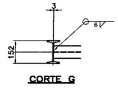

CORTE G

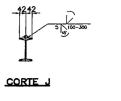

CORTE J

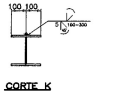

CORTE K

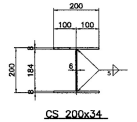

CS 200x34

PLOTAGEM
ESCALA 1:1
PEN CORES WIDTH
01 07 0,150
02 07 0,200
03 07 0,300
04 07 0,400
05 07 0,500
06 07 0,600
07 07 0,150

NOTAS:
1-PARA NOTAS GERAIS VER DESENHO 5004.
2-PARA MONTAGEM VER DESENHO 5004/5014
3-FUROS ø21 (E.A.).
4-RECORTES DE CANTO RETO- 30x30 (E.A.).

CERTIFIED DOCUMENT

SETAL Engenharia Construções e Perfurações S/A.
Registro e Controle de Desenhos de Fabricantes
Nº 4480-41-CM-028-44001-17C

REV.	DESCRIÇÃO	DATA	VISTO
3	ACRESCENTADO Nº PETROBRAS	19/06/01	RMS
2	DESENHO CERTIFICADO	09/05/01	J.F.
1	ONDE INDICADO	19/04/01	J.F.
0	EMISSÃO INICIAL	27/03/01	J.F.

ESTE DESENHO É PROPRIEDADE DA I G E C INDUSTRIA DE CONSTRUÇÃO LTDA. NÃO PODE SER USADO, CEDIDO OU COPIADO EM TODO OU EM PARTE FORA DOS TERMOS CONTRATUAIS

Nº PETROBRAS
DE-4410.SD-430-M0-ICE-006

ICEC INDUSTRIA DE CONSTRUÇÃO LTDA

CLIENTE: TSDB—TOYO SETAL DO BRASIL LTDA. | PETROLEO BRASILEIRO S.A. PETROBRAS

PROGRAMA: CABIUNAS GAS PROCESSING AND TRANSFER PROJECT

UNIDADE: NGL RECOVERY (U-206)

TITULO: METALICA—PLAT. DE OPERACAO DO PIPE RACK(FASE I E II) COLUNAS E VIGAS

DESENHO CERTIFICADO
DATA 09/05/2001
RESP. RESPONSÁVEL: ANTONIO C. ESCARIZA

Certificamos que todas as informações cartóticas neste documento estão corretas e verificadas.

VERIFICADOR

Revisão	0	1	2
Data	19/04/01	19/04/01	09/05/01
Responsável	WALTER	WALTER	WALTER

STATUS
1. Aprovado sem comentários
2. Aprovado, atender comentários
3. Não aprovado, atender coment.

COORDENADOR DE PROJETOS

Revisão	0	1	2
Data	19/04/01	19/04/01	09/05/01
Responsável	A.C.E.	A.C.E.	A.C.E.

OBRA Nº835

DESENHO Nº 835-05051F

ESC. S/ESC. REV. 3

DESENHO GERADO EM SISTEMA CAD — CASO REVISAR O MEIO ELETRÔNICO