

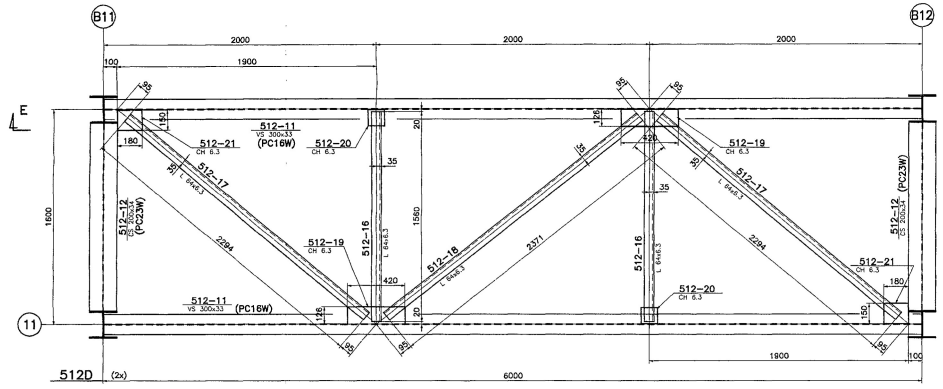

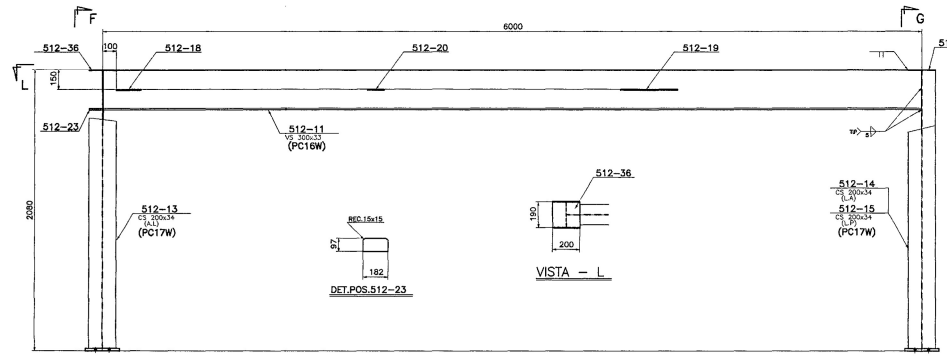



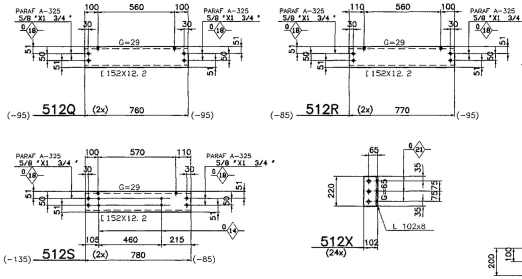

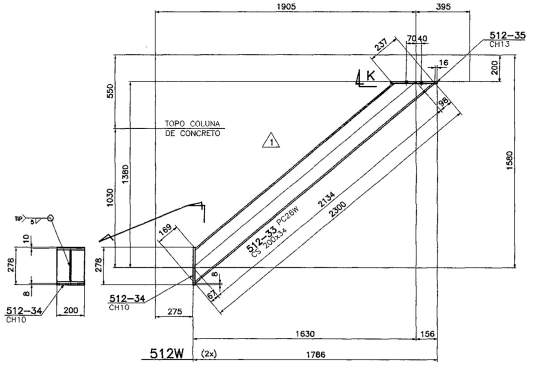

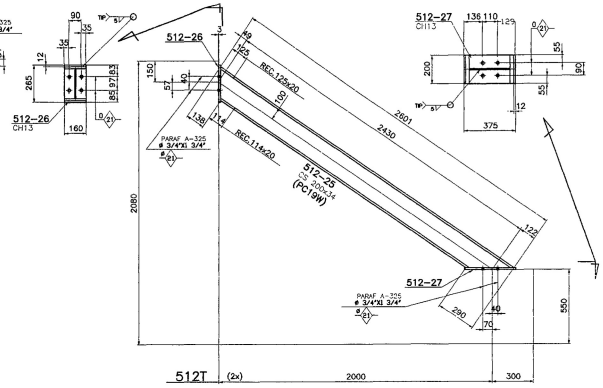

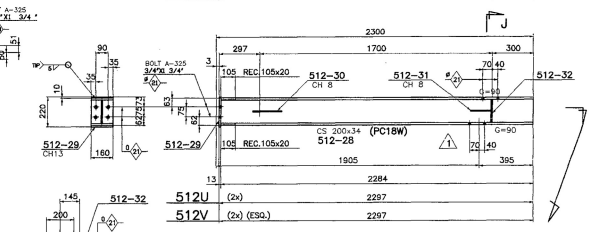

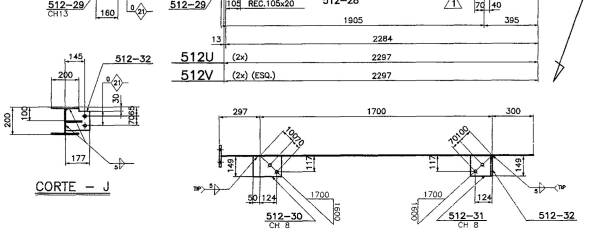

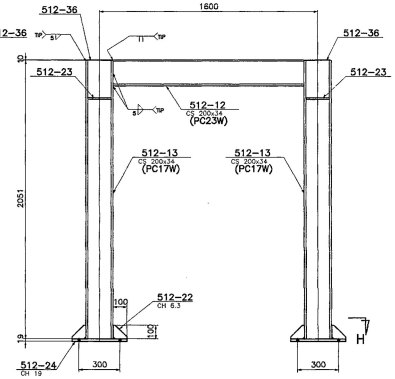

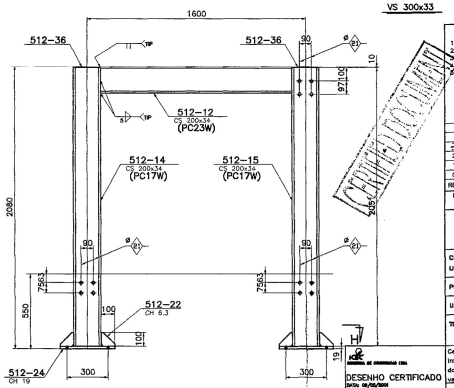

VS 300x33 VS 300x36 VS 350x42

CERTIFIED ACCEPTED BY SETAL 22501 SH

NOTAS:
1-PARA NOTAS GERAIS VER DESENHO 835-500M.
2-PARA MONTAGEM VER DESENHO 835-500M.
3-CHAPAS G14 (E.A.)
4-RECOBRIR DE CAMPO BETUM. 2Demãos (E.A.)
5- ⊕ ESTE SIMBOLO SERA TIPADO NA PEÇA PARA INDICAR O SENTIDO NORTE DA MESMA

SETAL Engenharia Construções e Perfurações S/A.
Registro e Controle de Desenhos de Fabricantes
Nº 4480-41-CM-028-14001-40B

REV.	DESCRICAO	DATA	VISTO
3	ACRESCENTADO Nº PETROBRAS	12/10/01	J.F.
2	DESENHO CERTIFICADO	05/06/01	J.F.
1	CNDE INDICADO	02/04/01	J.F.
0	EMISSAO INICIAL	22/03/01	J.F.

ESTE DESENHO E PROPRIEDADE DA I C E C INDUSTRIA DE CONSTRUCAO LTDA NAO PODE SER USADO, CEDIDO OU COPIADO EM TODO OU EM PARTE FORA DOS TERMOS CONTRATUAIS

Nº PETROBRAS 2E-4152-52-130-MO-026-013

ICEC INDUSTRIA DE CONSTRUCAO LTDA

CLIENTE: TSDB-TOYO SETAL DO BRASIL LTDA.
USUTRIO: TRANSPETRO / DTSE / GEMAC

PETROLEO BRASILEIRO S.A. PETROBRAS

PROGRAMA: CABIUNAS GAS PROCESSING AND TRANSFER PROJECT

UNIDADE: NGL RECOVERY (U-206)

TITULO: METALICA-PLAT. DE OPERACAO DO PIPE RACK VIGAS
FASE I e II

Certificamos que todas as informacoes contidas neste documento estao corretas e verificadas.

DESENHO CERTIFICADO DATA: 05/06/2001

STATUS
1.Aprovado sem comentarios
2.Aprovado, atender comentarios
3.Nao aprovado, atender comentarios

VERIFICADOR
Revisao 0 1 2
Data 22/03/01 02/04/01 05/06/01
Responsavel WALTER WALTER WALTER

COORDENADOR DE PROJETOS
Revisao 0 1 2
Data 22/03/01 02/04/01 05/06/01
Responsavel A.C.E. A.C.E. A.C.E.

PROJETOS S/C LTDA.

OBRA Nº 835

DESENHO No. 835-0512 F

ESC. 1:12.5 REV. 3

PLOTAGEM
ESCALA 1:1 1:2
CANETA/MESA
01 07 0,150
02 07 0,200
03 07 0,300
04 07 0,400
06 07 0,500
08 07 0,800
07 07 0,150