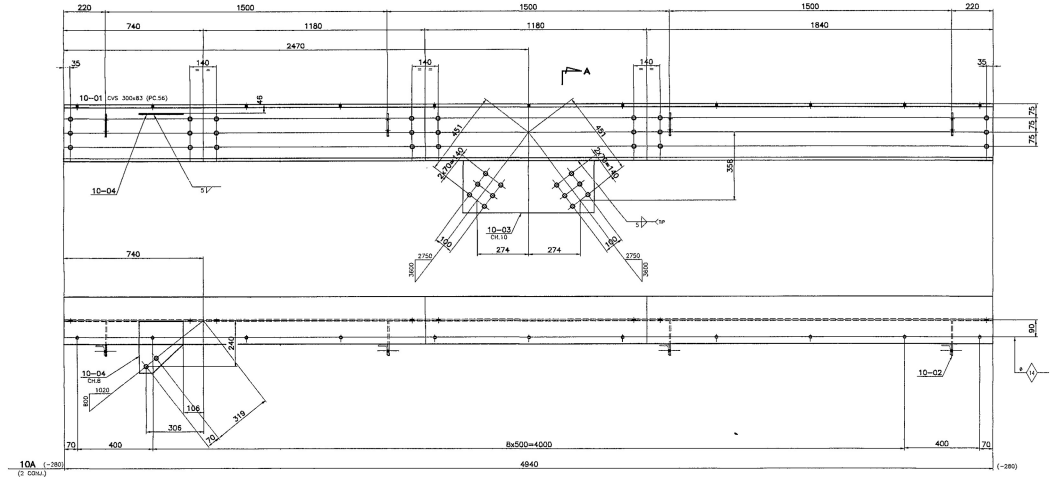

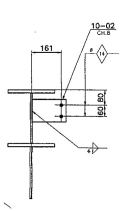

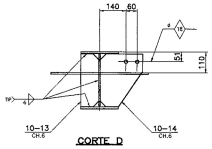

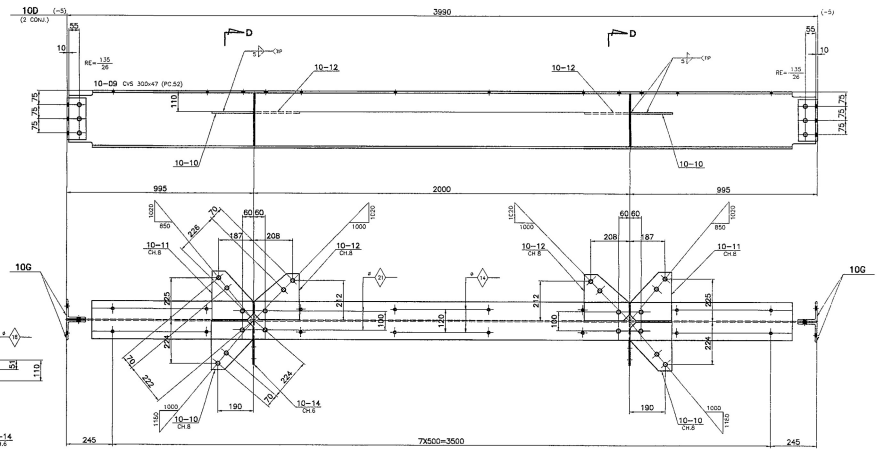

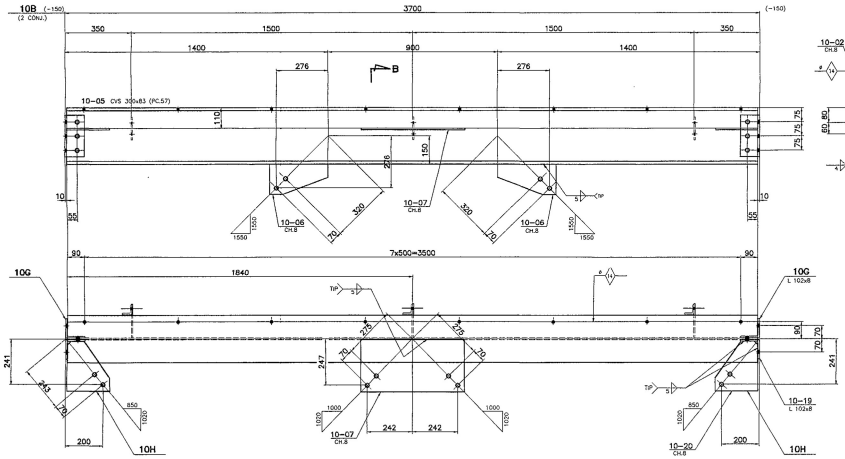

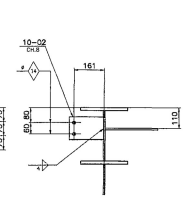

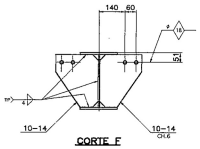

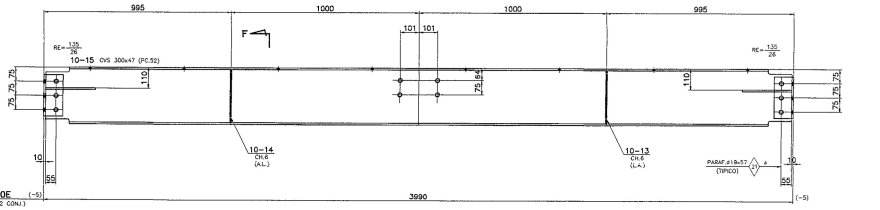

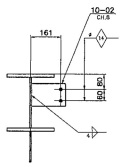

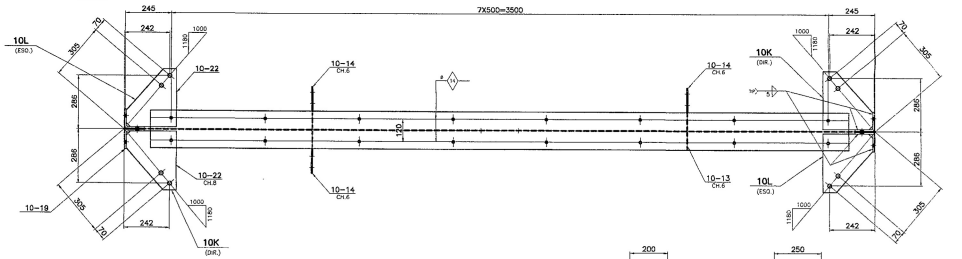

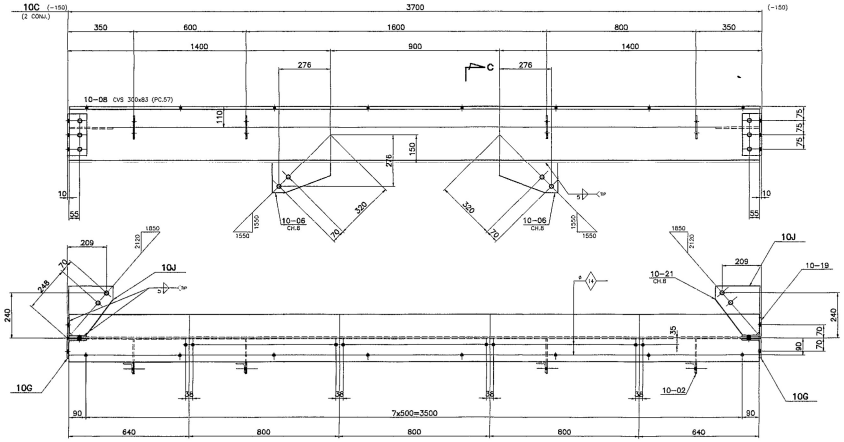

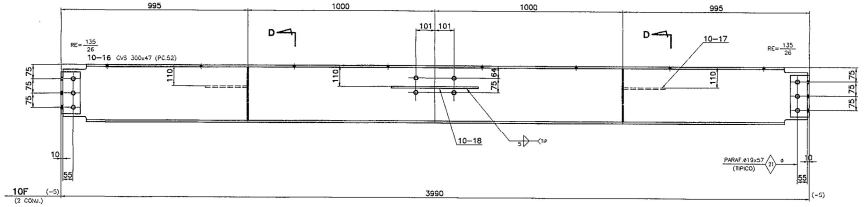

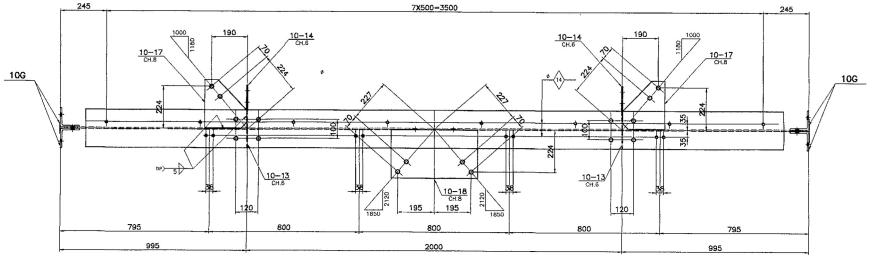

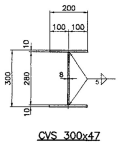

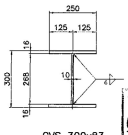

CERTIFIED ACCEPTED BY SETAL
05/05/01

NOTAS:

1–PARA NOTAS GERAIS VER DESENHO 01M.
2–PARA MONTAGEM VER DESENHO 01M,02M e 03M.
3–RECORTE DE CANTO RETO =30x30 (E.A.)
4–FUROS #21 (E.A.)

SETAL Engenharia Construções e Perfurações S/A.
Registro à Prestação de Documentos
N.º MM10-NIF-CM-038-11401-708

REV.	DESCRIÇÃO	DATA	VISTO
3	ACRESCENTADO Nº PETROBRAS	17/05/01	
2	PARA CERTIFICADO	27/04/01	J.P.
1	ATENDENDO COMENTÁRIOS DOS DESENHOS REVISADOS DA SETAL	02/04/01	J.P.
0	EMISSÃO INICIAL	23/03/01	J.P.

ESTE DESENHO É PROPRIEDADE DA I C E C INDUSTRIA DE CONSTRUÇÃO LTDA. NÃO PODE SER USADO, CEDIDO OU COPIADO EM TODO OU EM PARTE FORA DOS TERMOS CONTRATUAIS

Nº PETROBRAS: DE-4150.SD-1230-140-JDE-089

ICEC INDUSTRIA DE CONSTRUÇÃO LTDA

CLIENTE: TOYO SETAL DO BRASIL LTDA.
USUÁRIO: TRANSPETRO/DTSE/GEMAC
PROGRAMA: CABIUNAS GAS PROCESSING AND TRANSFER PROJECT
UNIDADE: NGL RECOVERY (U-206)
TÍTULO: METÁLICA – ESTRUTURA I
VIGAS – DETALHAMENTO

ICEC INDUSTRIA DE CONSTRUÇÃO LTDA. DESENHO CERTIFICADO DATA: 20/04/2001 ENG. RESPONSÁVEL: ANTONIO C. ESCABORA

Certificamos que todas as informações contidas neste documento estão corretas e verificadas.

STATUS
0. Aprovado sem comentários
1. Aprovado, atender comentários
2. Não aprovado, atender coment.

VERIFICADOR				COORDENADOR DE PROJETOS				
Revisão	0	1	2	Revisão	0	1	2	
Data	23/03/01	02/04/01	27/04/01	Data	23/03/01	02/04/01	27/04/01	
Responsável	C.A.R.	C.A.R.	C.A.R.	Responsável	A.C.E.	A.C.E.	A.C.E.	

JB projetos

OBRA Nº835

DESENHO No. 835-00110F

ESC. S/ESC. REV. 3

PLOTAGEM		
ESCALA 1:1=10		
PEN	COR	LARGURA
01	07	0,150
02	01	
03	07	0,300
04	07	0,400
05	07	0,500
06	07	0,600