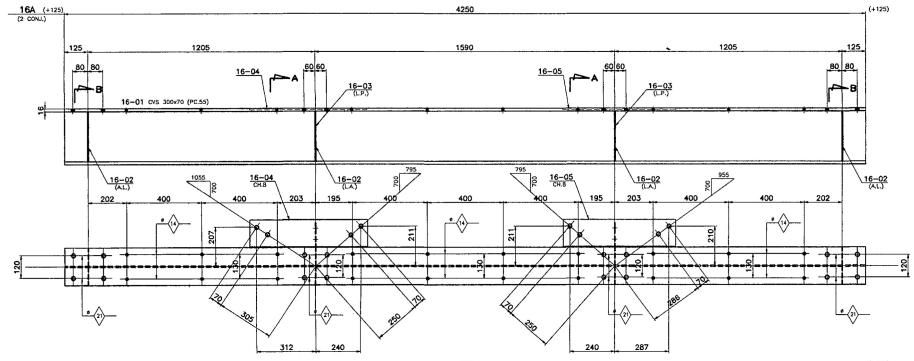

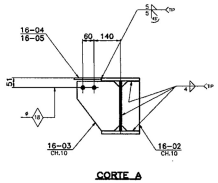

CORTE A

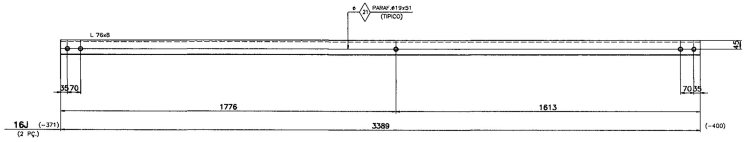

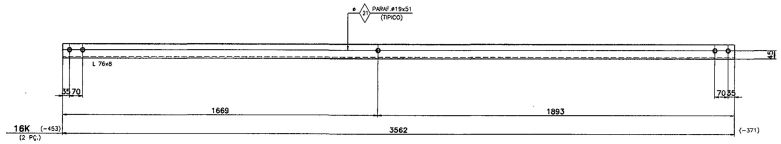

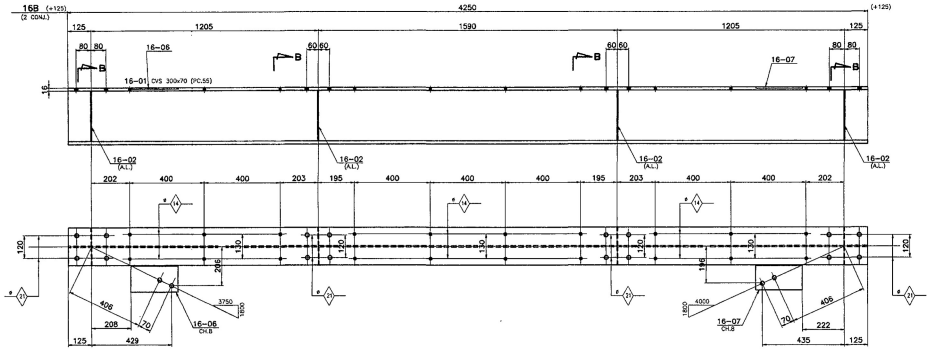

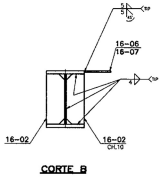

CORTE B

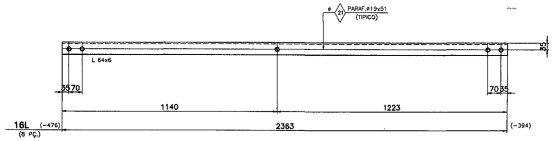

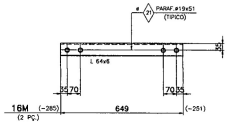

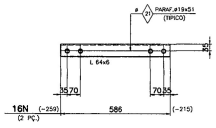

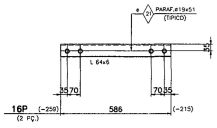



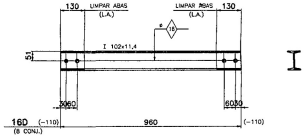

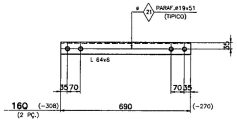

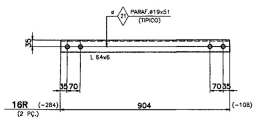

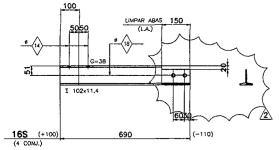

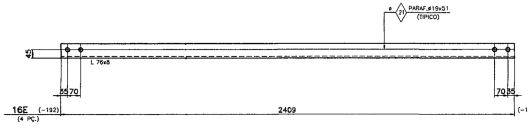

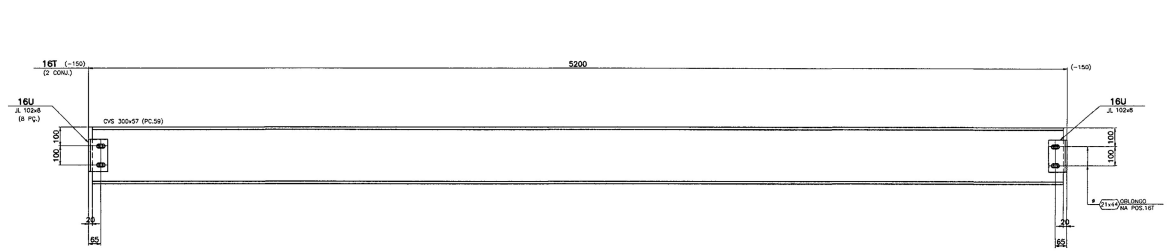

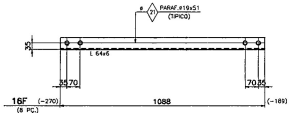

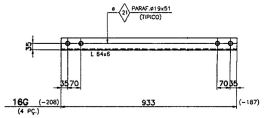

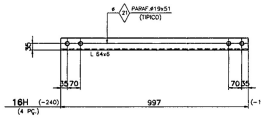

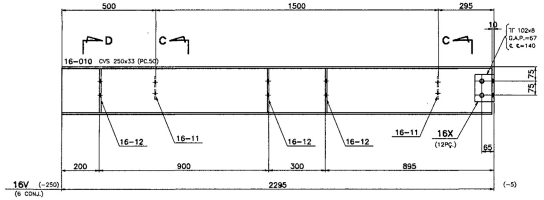

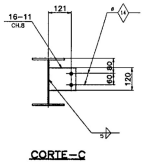

CORTE-C

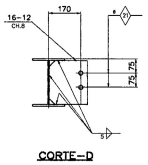

CORTE-D

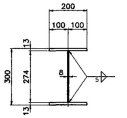

CVS 300x57

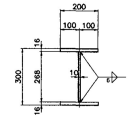

CVS 300x70

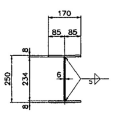

CVS 250x33

SETAL Engenharia Construções e Perfurações S/A.
Registro Controle Técnico de Fabricantes
Nº 2480 - 718
(4)

NOTAS:

1-PARA NOTAS GERAIS VER DESENHO 01M.
2- PARA MONTAGEM VER DESENHO 01M,02M e 03M.
3-RECORTE DE CANTO RETO =30x30 (E.A.)
4-FUROS Ø21 (E.A.)

INDUSTRIA DE CONSTRUCAO LTDA
DESENHO CERTIFICADO
DATA: 20/04/2001
ENG. RESPONSAVEL: ANTONIO C. ESCADURA

CERTIFIED BY SETAL
06/04/01

REV.	DESCRIÇÃO	DATA	VISTO
1	PARA CERTIFICACAO E ALTERACAO NUMERO DE PECAS DO CONJUNTO 16L	27/04/01	J.P.
0	EMISSÃO INICIAL	04/04/01	J.P.

ESTE DESENHO É PROPRIEDADE DA I C E C INDUSTRIA DE CONSTRUÇÃO LTDA NÃO PODE SER USADO, CEDIDO OU COPIADO EM TODO OU EM PARTE FORA DOS TERMOS CONTRATUAIS

We PETROBRAS PE-4B30.30-1230-140-ICE-040

ICEC INDUSTRIA DE CONSTRUÇÃO LTDA

CLIENTE: TOYO SETAL DO BRASIL LTDA.
USUARIO: TRANSPETRO/DTSE/GEMAC
PETRÓLEO BRASILEIRO S.A. PETROBRAS
PROGRAMA: CABIUNAS GAS PROCESSING AND TRANSFER PROJECT
UNIDADE: NGL RECOVERY (U-206)
TITULO: METÁLICA – ESTRUTURA I
VIGAS E DIAGONAIS – DETALHAMENTO

Certificamos que todas as informações contidas neste documento estão corretas e verificadas.

VERIFICADOR		COORDENADOR DE PROJETOS	
Revisão	0 1	Revisão	0 1
Data	04/04/01 27/04/01	Data	04/04/01 27/04/01
Responsável	C.A.R. C.A.R.	Responsável	A.C.E. A.C.E.

STATUS:
1. Aprovado sem comentários
2. Aprovado, atender comentários
3. Não aprovado, atender comentários

Projetos

OBRA Nº835

DESENHO No.
6 3 5 - 0 0 1 6 F
ESC. S/ESC. REV. 1

PLOTAGEM
ESCALA 1=10

PEN	COR	MEDIDA
01	07	0,100
02	07	0,200
03	07	0,300
04	07	0,400
05	07	0,500
06		0,600
07		0,150

DESENHO GERADO EM SISTEMA CAD - OBS.: REVISAR O MEIO ELETRÔNICO