

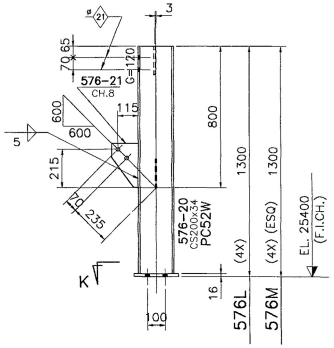

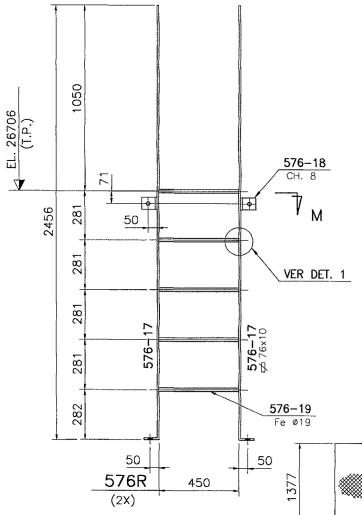

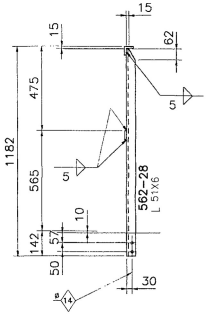

CORTE – E

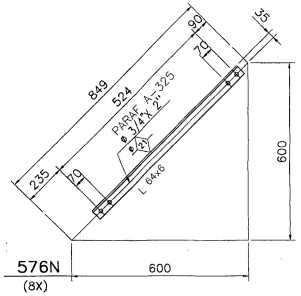

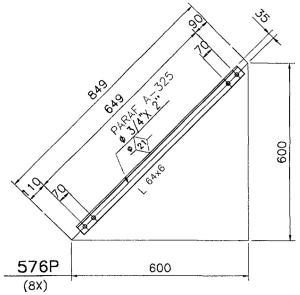

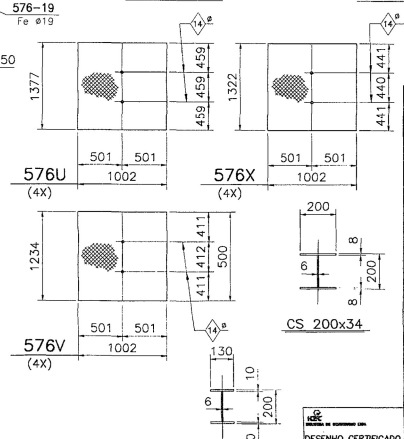

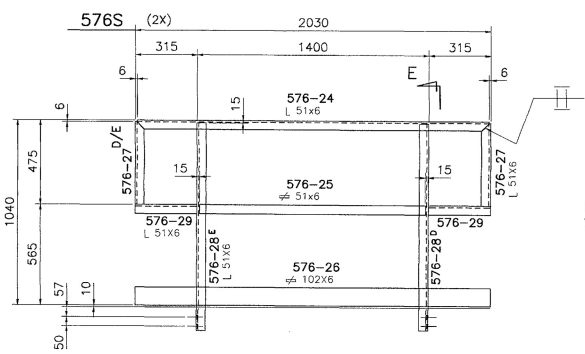

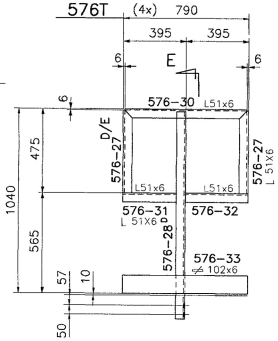

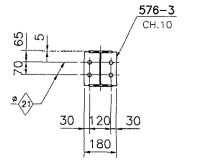

CORTE – A

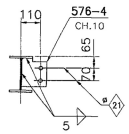

CORTE – B

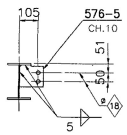

CORTE – C

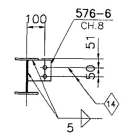

CORTE – D

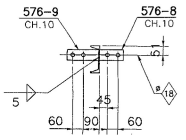

CORTE – E

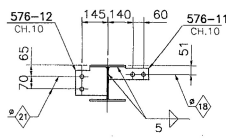

CORTE – F

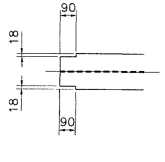

CORTE – G

CORTE – H (OPOSTO)

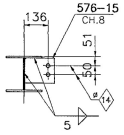

CORTE – J

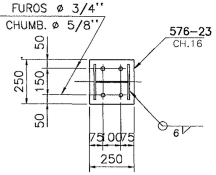

CORTE – K

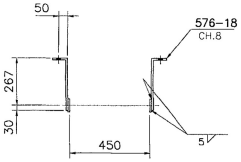

CORTE – M

NOTAS:
1–PARA NOTAS GERAIS VER DESENHO 0500M.
2–PARA MONTAGEM VER DESENHO 0575M.
3–FUROS ø27 (E.A.).

CERTIFIED ACCEPTED BY SETAL 05/06/01

SETAL Engenharia Construção e Perfurações S/
Registro no Conselho Regional de Engenharia
Nº 4480-123/8

(41)

REV.	DESCRIÇÃO	DATA	VISTO
2	ACESSO CERTIFICADO Nº PETROBRAS	16/04/01	RMB
1	DESENHO CERTIFICADO	09/05/01	J.F.
0	EMISSÃO INICIAL	05/04/01	J.F.

ESTE DESENHO É PROPRIEDADE DA I C E C INDUSTRIA DE CONSTRUÇÃO LTDA NÃO PODE SER USADO, CEDIDO OU COPIADO EM TODO OU EM PARTE FORA DOS TERMOS CONTRATUAIS

PETROBRAS
2.9000.850-MAO-ICE-001

ICEC INDUSTRIA DE CONSTRUÇÃO LTDA

CLIENTE: TSDB–TOYO SETAL DO BRASIL LTDA. PETRÓLEO BRASILEIRO S.A. PETROBRAS

USUÁRIO: TRANSPETRO/DTSE/GEMAC

PROGRAMA: CABIUNAS GAS PROCESSING AND TRANSFER PROJECT

UNIDADE: NGL RECOVERY (U-206)

TÍTULO: METÁLICA – MINOR STRUCTURE
VIGAS E GUARDA CORPOS

DESENHO CERTIFICADO
DATA: 08/05/2001
ENG. RESPONSÁVEL: ANTONIO C. ESCANDOLA

Certificamos que todas as informações contidas neste documento estão corretas e verificadas.

VERIFICADOR			COORDENADOR DE PROJETOS		
Revisão	G	1	Revisão	G	1
Data	05/04/01	08/05/01	Data	05/04/01	08/05/01
Responsável	WALTER	WALTER	Responsável	A.C.E.	A.C.E.

STATUS
1. Aprovado sem comentários
2. Aprovado, atender comentários
3. Não aprovado, atender conteni.

OBRA Nº 835

DESENHO No.
8 3 5 – 0 5 7 6 F
ESC. S/ESC. REV. 2

PLOTAGEM
ESCALA 1:1 | 1:2 | 1:5
PEN | COR | WIDTH
01 07 0,100
02 07 0,200
03 07 0,300
04 07 0,400
05 07 0,500
06 07 0,600
07 07 0,150

DESENHO CRIADO EM SISTEMA CAD — OBS.: REVISAR O "ACID ELETCHING"